

KUSTOM KIT®

DRESSING YOUR BUSINESS



WELCOME TO OUR 2024 COLLECTION!

We're dedicated to helping you achieve maximum impact for your brand and our diverse range of styles have been developed with careful consideration for personalisation with your logo.

Our clothing offers a perfect blend of style, comfort and performance. It's also designed and made to last and our reputation for quality is reflected in each and every one of our garments.

Joining the collection for 2024 are several new styles including the KK336 ¼ Zip Hoodie (see page 32) which is a distinctive and versatile option for both casual and workwear. You'll also find more colour options available for a number of our established favourites including four new shades on the KK403 Klassic Polo.

We hope that you'll find some inspiration over the following pages to clothe your team in 2024.

For more product information, check us out online at [kustom kit.com](https://www.kustomkit.com)





THE MOST SUSTAINABLE GARMENT IS THE ONE YOU ALREADY OWN



For over 30 years our brand has been known for designing and manufacturing clothing that lasts. We believe that high quality, ethically sourced garments are crucial to reducing our environmental impact. Helping to slow down material flow, reducing overconsumption, and encouraging repair over replace.

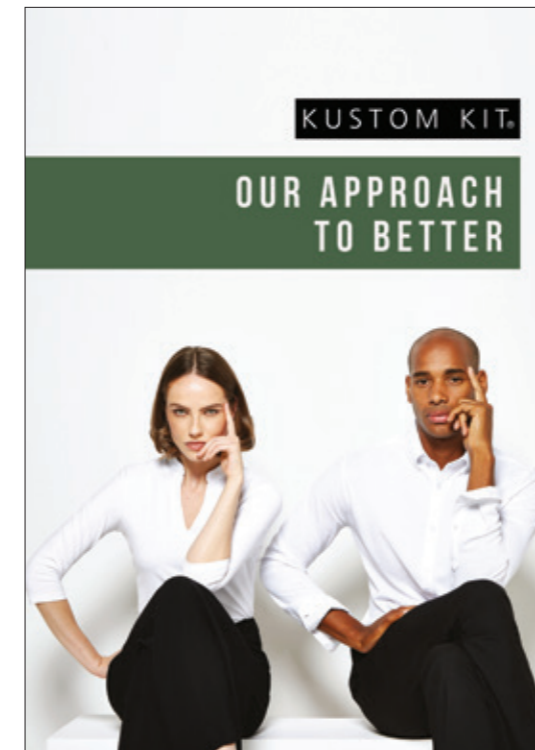
WE MAKE QUALITY GARMENTS THAT LAST

Our designers take care to consider each detail of a garment's construction, optimising stitches per cm, and strengthening the areas that get the most wear.

We strive for functionality and durability but never at the expense of style and comfort.

Addressing environmental concerns is right at the top of our priorities list.

We know we're not perfect, so by evaluating and improving our business operations, we are continuing to reduce our environmental impact in our quest to grow sustainably.



This is our approach to a better and sustainable future.

We're also committed to eradicating modern slavery and forced labour.



Discover our approach to a better and sustainable future at kustomkit.com/ourapproachtobetter



NEW KK412
JERSEY POLO

SUPERWASH 60°

REGULAR FIT

TUMBLE DRY


Offering the comfort of a tee and the smart appearance of a polo. Made from the same 65/35 polyester cotton jersey fabric as the KK504 Fashion Fit Tee but with a regular fit, this new addition to the Superwash® 60 range is the best of both worlds.

SIZES:
S - 2XL
See page 63 for full size spec and European sizing.

FABRIC:
65% polyester 35% cotton jersey

WEIGHT:
170gsm


FEATURES:
Matching 1x1 rib flat knit collar and cuffs, Interlined slanted top placket, Taped back neck and inner collar, Single stitched armholes and shoulders, Superwash 60 wash. Tear out back neck label.
Please note: Superwash 60°C wash can only be guaranteed on non-decorated garments.




WHITE



CHARCOAL SOLID



NAVY



BLACK

KUSTOM KIT®

THE KLASSIC POLO

The original Kustom Kit polo. Offering the widest choice of colours and sizes, our Klassic Polo is renowned for its superior quality and Superwash® 60 performance.



Great workwear should provide exceptional performance in all working environments and our renowned Superwash® 60 collection doesn't disappoint.

Kustom Kit hallmarks such as ethical sourcing, superior quality construction and enhanced wearer comfort all come as standard, but our Superwash® 60 styles can also be washed up to 60°C for easier removal of stubborn stains without affecting shape or colour.



WHAT ARE THE BENEFITS?

FABRIC

Our Superwash® 60° fabrics are made from high quality yarns, knitted to a tight tension which means that the garments are super hard wearing. We use long fibred yarns that produce a compact fabric surface that is highly resistant to piling. Our dyes are designed to keep their colour even when washed at high temperatures while still being kind to the skin and the environment.

GARMENT MAKE-UP

The make-up is always of high quality. Features such as double stitched seams ensure durability whilst back neck and shoulder tape provide wearer comfort and shape retention. We also don't scrimp on stitches which ensures optimum seam strength.

PRINTABILITY

We have engineered all our Superwash® 60° fabrics to be the perfect base for decoration. The clean compact surface provides the perfect canvas for ink and vinyl. Its compact construction also allows for even the most stitch heavy embroidery designs.

ETHICALLY MANUFACTURED

Kustom Kit believes in respecting people and the environment. We ensure that our suppliers are totally committed to exceeding our high ethical standards. Our Superwash® 60° garments are very highly accredited, holding Oeko-Tex Standard 100, Oeko-Tex Made in Green, Oeko-Tex STeP, Wrap Gold, SEDEX and BSCI amfori.

Superwash 60 is a feature of 17 styles within our 2024 collection.



THE KLASSIC POLO

KK403 MEN'S KK703 WOMENS

SUPERWASH 60°

CLASSIC FIT

TUMBLE DRY

white	pink	light heather blue*	heather grey
canary*	red	light blue	charcoal
burnt orange*	raspberry	mid blue*	NEW army green*
lime	magenta	turquoise	graphite
apple green	burgundy*	purple	chocolate*
kelly green*	dark purple	royal	black
bottle green*	NEW cardinal red*	NEW light navy*	
jade	NEW deep wine*	navy	

*KK403 only

SIZES:
KK403 XS - 6XL 4XL & 5XL in white, red, lime, turquoise, graphite, bottle green, royal & charcoal only. 6XL in black & navy only.
All other colours XS - 3XL.
KK703 6 - 24 24 in black, turquoise, navy & raspberry only.
All other colours 6 - 22.
See page 63 for full size spec and European sizing.

FABRIC:
65% polyester 35% cotton pique


WEIGHT:
185gsm

FEATURES:
1x1 flat knit collar and cuffs. Taped back neck. Three button placket with slanted top. Taped shoulder seams. Half moon yoke. Side vents. Spare button.
Please note: Superwash 60°C wash can only be guaranteed on non-decorated garments.

4 NEW COLOURS FOR 2024



cardinal red



deep wine



light navy



army green



SUPERWASH 60°

CLASSIC FIT

TUMBLE DRY

KK400 WORKWEAR POLO

SIZES:
XS - 5XL
4XL & 5XL in black, navy & white only.
See page 63 for full size spec and European sizing.

FABRIC:
65% polyester 35% cotton pique

WEIGHT:
180gsm

FEATURES:
1x1 rib flat knit collar and cuffs. Taped back neck. Slanted placket top.
Three horn effect buttons. Taped shoulder seams. Spare button.
Please note: Superwash 60°C wash can only be guaranteed on non-decorated garments.



KK413 SLIM FIT KLASIK POLO

SIZES: XXS - 2XL

FABRIC: 65% POLYESTER 35% COTTON PIQUE

WEIGHT: 185GSM




KK408 SLIM FIT HEAVYWEIGHT KLASIK POLO

SIZES: XS - 2XL

FABRIC: 65% POLYESTER 35% COTTON PIQUE

WEIGHT: 220GSM



KK430 LONG SLEEVE POLO

SIZES: S - 2XL

FABRIC: 65% POLYESTER 35% COTTON PIQUE

WEIGHT: 200GSM



KK407 CHUNKY® POLO

SIZES: S - 2XL

FABRIC: 65% POLYESTER 35% COTTON PIQUE

WEIGHT: 220GSM



KK409 TIPPED COLLAR POLO

SIZES:
S - 3XL
See page 63 for full size spec and European sizing.

FABRIC:
65% polyester 35% cotton pique

WEIGHT:
185gsm

FEATURES:
1x1 rib flat knit collar and cuff. Taped back neck. Three button placket. Contrast tipping to collar and cuff. Taped shoulder seams. Half moon yoke. Side vents. Spare button.
Please note: Superwash 60°C wash can only be guaranteed on non-decorated garments.

- | | | | | | |
|---|---|---|---|---|---|
|  |  |  |  |  |  |
| light blue navy | royal white | graphite white | navy yellow | navy light blue | black white |
|  |  |  |  |  | |
| black yellow | black orange | black red | charcoal black | black charcoal | |
| | | | NEW | NEW | |

SUPERWASH 60°

CLASSIC FIT

















KK475 TRACK POLO



SIZES: XXS - 3XL

FABRIC: 65% POLYESTER 35% COTTON PIQUE

WEIGHT: 200GSM

- | | | | | | | | | | | | | | | |
|---|---|---|---|---|---|---|---|---|---|---|---|---|---|---|
|  |  |  |  |  |  |  |  |  |  |  |  |  |  |  |
| orange graphite | red black | navy light blue | navy turquoise | navy royal | navy red | navy mid yellow | black yellow | black gold | black orange | black red | black purple | black royal | black lime | black grey |



WORKFORCE POLO

REGULAR FIT

KK422 MEN'S KK722 WOMENS

Made from 50/50 cotton/polyester this durable fabric offers maximum comfort and superior wash performance.

- white
- dark grey marl
- charcoal*
- black
- turquoise*
- royal
- navy
- red*
- lime*
- bottle green*

*KK422 only

SIZES:
KK422 XS -5XL
KK722 8 - 20
See page 63 for full size spec and European sizing.

FABRIC:
50% cotton 50% polyester pique

WEIGHT:
200gsm

FEATURES:
1x1 rib knit collar. Two button placket. Straight top placket. Self fabric taped back neck. Twin needle hem and cuff. Tear out label.

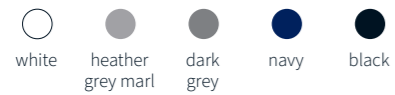


KK460 CLASSIC COTTON POLO

SIZES: XS - 3XL

FABRIC: 100% COMBED RINGSPUN COTTON PIQUE

WEIGHT: 200GSM



KK615 OAK HILL POLO

SIZES: S - 2XL

FABRIC: 100% COMBED COTTON PIQUE

WEIGHT: 210GSM



ST. MELLION POLO KK606 MENS KK706 WOMENS

SIZES: MENS XS - 2XL WOMENS 8 - 20

FABRIC: 100% COMBED COTTON PIQUE

WEIGHT: 210GSM



*KK606 only



KK730 SLEEVELESS POLO

SIZES: 8 - 20

FABRIC: 100% COTTON PIQUE

WEIGHT: 210GSM



KK732 COMFORTEC® V NECK POLO

SIZES: 8 - 18

FABRIC: 98% COTTON 2% LYCRA® PIQUE

WEIGHT: 210GSM



KK444 PIQUE POLO



SIZES: XS - 5XL

FABRIC: COOLTEX® PLUS POLYESTER PIQUE

WEIGHT: 180GSM



KK455 MICRO MESH POLO



SIZES:

XS - 3XL

See page 63 for full size spec and European sizing.

FABRIC:

100% Cooltex® Plus polyester micro mesh

WEIGHT:

140gsm

FEATURES:

1x1 rib knit collar. Three button straight top placket. Self fabric taped back neck Double stitched armholes. Twin needle hem and cuff. Removable label.



COOLTEX® PLUS

Our Cooltex® Plus fabric is knitted from multi-channel fibres that speed moisture to the outer surface, maximising evaporative and cooling performance.

This high tech fabric allows the body to regulate its core temperature to keep the wearer cool and comfortable whatever the activity.



KK555 MICRO MESH TEE

SIZES: XS - 4XL

FABRIC: 100% COOLTEX® PLUS POLYESTER MICRO MESH

WEIGHT: 140GSM

-  white
-  heather grey solid
-  graphite
-  navy
-  black



KK991 COOLTEX® CONTRAST TEE

SIZES: XS - 3XL

FABRIC: 100% POLYESTER MESH

WEIGHT: 140GSM

-  red
-  navy light blue
-  navy navy
-  black red
-  black black
-  black fluorescent orange
-  navy fluorescent lime



KK979 WARMTEX® BASE LAYER

SIZES: XXS - 2XL

FABRIC: 90% POLYESTER 10% SPANDEX

WEIGHT: 135GSM

-  white
-  navy
-  black



KK530 PIQUE TEE

SUPERWASH 60°

REGULAR FIT

TUMBLE DRY

Ever wished you could find a T-Shirt with the durability and performance of the KK403 Klassic Polo? Meet the KK530.

Constructed from the same Superwash® 60° 185gsm pique fabric that you know and trust, but styled into a versatile regular cut tee, this anti-pil, anti-snag fabric is optimised for print and offers the perfect base for embroidery.

SIZES:

XS - 3XL

See page 63 for full size spec and European sizing.

FABRIC:

65% polyester 35% cotton pique


WEIGHT:

185gsm

FEATURES:

1x1 ribbed crew neck. Double stitched shoulders and armholes. Self fabric back neck tape Taped shoulder seams. Turned up cuffs with twin needle stitching Twin needle hem.

Please note: Superwash 60°C wash can only be guaranteed on non-decorated garments.



WHITE




CHARCOAL



GRAPHITE



NAVY



BLACK






SUPERWASH 60°

KK510 LONG SLEEVE TEE

SIZES: XS - 3XL

FABRIC: 65% POLYESTER 35% COTTON

WEIGHT: 160GSM

-  dark grey marl
-  navy
-  black








KK508 RINGER TEE

SIZES: XS - 2XL

FABRIC: 65% POLYESTER 35% COTTON

WEIGHT: 160GSM

-  white black
-  light grey marl black
-  red white
-  navy white
-  black white



KK519 FASHION FIT TIPPED TEE

SIZES: XS - 2XL

FABRIC: 65% POLYESTER 35% COTTON

WEIGHT: 160GSM

-  white royal red
-  black white red
-  black white grey







KK507 FASHION FIT COTTON TEE

SIZES: XS - 3XL

FABRIC: 100% RINGSPUN COMBED COTTON

WEIGHT: 140GSM

-  white
-  dark grey marl
-  navy
-  black

SUPERWASH 60°

**KK504
FASHION FIT
TEE**



SIZES:

XS - 4XL

See page 63 for full size spec and European sizing.

FABRIC:










65% polyester 35% cotton

WEIGHT:

160gsm

FEATURES:

1x1 ribbed crew neck. Self fabric back neck and shoulder tape. Twin needle hem and cuffs.

-  white
-  light grey marl
-  dark grey marl
-  black melange
-  black
-  royal
-  navy
-  red
-  khaki



KK500 HUNKY® TEE

CLASSIC FIT

A simple and traditional premium 100% cotton t-shirt, ideal for a range of decoration techniques. Comes in an on-trend, 90's oversized fit.

SIZES:
S - 6XL
4XL, 5XL & 6XL in black, navy & white only.
See page 63 for full size spec and European sizing.

FABRIC:
100% combed cotton jersey
90% cotton 10% viscose - heather grey

WEIGHT:
180gsm

FEATURES:
Superior printing surface. Taped reinforced shoulder seams. 1x1 rib neck. Taped back neck.



NEW KK332 SWEATSHIRT

We believe that getting the basics right is important. Cut in a regular fit to appeal to multiple sectors this sweatshirt offers impressive quality, value and washability. Its compact fabric surface with a 100% cotton face make it a dream to decorate with logos.

SIZES:

XS - 2XL

See page 63 for full size spec and European sizing.

FABRIC:

80% cotton 20% polyester brushed back jersey
85% cotton 15% viscose - heather grey

WEIGHT:

280gsm

FEATURES:

100% cotton face, self colour tape to back neck, taped shoulders, doubled stitched armholes and shoulders, tear out back neck label.

BLACK

NAVY

DARK GREY

HEATHER GREY

REGULAR FIT






NEW **KK336**
1/4 ZIP HOODIE

REGULAR FIT

A new addition to our popular 80/20 cotton faced jersey range. This versatile garment bridges the gap between streetwear and modern workwear with its trend led styling and industrial inspired hardware.

-
- SIZES:**
XS - 2XL
See page 63 for full size spec and European sizing.
-
- FABRIC:**
80% cotton 20% polyester brushed back jersey
-
- WEIGHT:**
280gsm
-
- FEATURES:**
100% cotton face, self colour jersey lined hood, self colour woven tape to neck and back of zip, kangaroo pocket, metal central 1/4 zip with metal puller, matching metal eyelets, flat self coloured cord with metal ends, tear out back neck label.
-





KK333 COTTON FACE HOODIE

REGULAR FIT

Constructed from 80% cotton and 20% polyester, this regular fit over-the-head hoodie combines comfort with style thanks to a central kangaroo front pocket and flat lace drawcords. A tear out label allows for easy rebranding and the cotton face facilitates decoration by DTG.

SIZES:
XXS - 4XL
4XL in black, navy & dark grey only.
See page 63 for full size spec and European sizing.

FABRIC:
80% cotton 20% polyester brushed back jersey

WEIGHT:
280gsm

FEATURES:
Self colour jersey lined hood. Jersey binding to back neck. Self fabric full needle rib double layered cuff and welt. Flat lace drawcord running through hood. Central kangaroo pocket with double stitching.

WHITE HEATHER GREY DARK GREY MARL GRAPHITE NAVY BLACK BABY PINK RED BURGUNDY SKY BLUE ROYAL BOTTLE GREEN



REGULAR FIT

KK335 1/4 ZIP SWEATSHIRT

SIZES:

XS - 2XL
See page 63 for full size spec and European sizing.

FABRIC:

80% cotton 20% polyester brushed back Jersey

WEIGHT:

280gsm

FEATURES:

Cadet collar. Covered zip for enhanced printability. Full needle ribbed welt and cuff. Self colour woven tape to inside neck and back of zip. Double layered collar. Tear out label.

● heather grey
● dark grey
● navy
● black
NEW



KK334 ZIPPED SWEATSHIRT



SIZES: XS - 2XL

FABRIC: 80% COTTON 20% POLYESTER BRUSHED BACK JERSEY

WEIGHT: 280GSM

● heather grey
● dark grey
● navy
● black
NEW

SUPERWASH 60°

REGULAR FIT

TUMBLE DRY



KK302 SWEATSHIRT

Constructed from 65% polyester and 35% cotton brushed back jersey for optimum comfort and performance. This crew neck sweatshirt has reinforced strength due to twin needle seaming and is also highly durable thanks to the Superwash 60° fabric. The perfect match for our Klassic polo shirt!

SIZES:

XS - 4XL
See page 63 for full size spec and European sizing.

FABRIC:

65% polyester 35% cotton brushed back jersey


WEIGHT:

280gsm

FEATURES:

Self coloured tape to back neck. Self fabric double layered cuff and welt. Tear out back neck label.

Please note: Superwash 60°C wash can only be guaranteed on non-decorated garments.



KK303 ZIPPED HOODIE

SIZES: XS - 3XL

FABRIC: 65% polyester 35% cotton brushed back jersey

WEIGHT: 280gsm

FIT: Regular



KK922 SWEAT SHORT

SIZES: XS - 2XL

FABRIC: 65% polyester 35% cotton

WEIGHT: 250gsm

FIT: Slim



KK933 SWEAT PANT

SIZES: XS - 2XL

FABRIC: 65% polyester 35% cotton

WEIGHT: 250gsm

FIT: Slim

THE BOTTOM HALF

SWEAT & TRACK SHORTS · LEGGINGS · TRAINING & TRACK PANTS

KK943 FULL LENGTH LEGGING


SIZES: 6 - 16
See page 63 for full size spec and European sizing.

FABRIC: 92% polyester 8% spandex

WEIGHT: 240gsm

FIT: Fashion

●
black



KK980 TRACK SHORT

SIZES: XS - 2XL

FABRIC: 100% polyester micro fibre outer
100% polyester lining

WEIGHT: 115gsm

FIT: Classic

● ● ●
red navy black
white white white



KK986 PLAIN SHORT

SIZES: XXS - 2XL

FABRIC: 100% polyester micro touch
100% polyester lining

WEIGHT: 80gsm

FIT: Classic

● ●
navy black



KK987 TRAINING PANT

SIZES: XXS - 2XL

FABRIC: 100% polyester micro touch
100% polyester lining

WEIGHT: 80gsm

FIT: Regular

● ●
navy black



KK971 TRACK PANT

SIZES: XS - 2XL

FABRIC: 100% polyester interlock

WEIGHT: 210gsm

FIT: Slim

● ●
navy black



KK143 PIQUE SHIRT

SUPERWASH 60°

TAILORED FIT

We've taken the tried and trusted fabric from our bestselling Superwash® 60 polo and combined it with everything we know from over 25 years experience of manufacturing quality shirting.

Our Pique Shirt is a fusion of smart shirt detailing with the comfort and performance of a polo.

SIZES:

XS - 3XL

See page 63 for full size spec and European sizing.

FABRIC:

64% polyester 34% cotton 2% elastane pique

WEIGHT:

185gsm

FEATURES:

Adjustable cuffs, Button down collar, Double stitched arm holes, Double stitched side seams, Superwash 60 wash.


Please note: Superwash 60°C wash can only be guaranteed on non-decorated garments.

FIT:


Tailored



WHITE



LIGHT HEATHER BLUE



NAVY



BLACK



KK770 MANDARIN COLLAR TOP

SIZES: 8/10 - 20/22

FABRIC: 95% COTTON 5% ELASTANE

WEIGHT: 200GSM

○ ●
white black



KK755 KEYHOLE NECK TOP

SIZES: 8/10 - 20/22

FABRIC: 95% COTTON 5% ELASTANE

WEIGHT: 200GSM

○ ●
white black



KK785 MANDARIN COLLAR 3/4 SLEEVE TOP

SIZES: 8/10 - 20/22

FABRIC: 95% COTTON 5% ELASTANE

WEIGHT: 200GSM

○ ●
white black

THE PREMIUM OXFORD COLLECTION

8 STYLES, 11 COLOURS, 2 FITS, ENDLESS UNIFORM COMBINATIONS

Our best selling Premium Oxford fabric is an industry classic, renowned for its hardwearing properties, smart appearance and easy iron finish. Made from 125gsm, 85% Cotton 15% Polyester it combines the benefits of cotton with the durability and easy care functionality of polyester. Constructed in a timeless pinpoint weave and offered in a classic or tailored fit.



LONG SLEEVE PREMIUM OXFORD
KK105 MEN'S KK702 WOMEN'S



SIZES:
KK105 13.5 - 23" collar
 13.5 & 14" available in white and light blue only. All other colours available to order.
KK702 6 - 28
 6 available in black, white and light blue only. All other colours available to order.
 See page 63 for full size spec and European sizing.

FABRIC:
 85% cotton 15% polyester oxford

WEIGHT:
 125gsm

FIT:
KK105 - Classic **KK702** - Tailored



* KK105 only




KK188 TAILORED FIT LONG SLEEVE

SIZES: 13.5 - 19.5" collar
 13.5 & 14 available in white and light blue only. All other colours available to order.

FABRIC: 85% cotton 15% polyester oxford

WEIGHT: 125gsm

FIT: Tailored



KK187 TAILORED FIT SHORT SLEEVE

SIZES: 13.5 - 19.5" collar
 13.5 & 14 available in white and light blue only. All other colours available to order.

FABRIC: 85% cotton 15% polyester oxford

WEIGHT: 125gsm

FIT: Tailored



KK190 CONTRAST

SIZES: S - 2XL

FABRIC: 85% cotton 15% polyester oxford

WEIGHT: 125gsm

FIT: Tailored



KK118 CUTAWAY COLLAR

SIZES: 15 - 18.5" collar

FABRIC: 85% cotton 15% polyester oxford

WEIGHT: 125gsm

FIT: Classic



SHORT SLEEVE PREMIUM OXFORD
 KK109 MEN'S KK701 WOMEN'S

SIZES: **KK109** 13.5 - 23" collar **KK701** 6 - 28

FABRIC: 85% cotton 15% polyester oxford

WEIGHT: 125gsm

FIT: **KK109** Classic **KK701** Tailored



* KK109 only

COTTON RICH OXFORDS

HARD WORKING SHIRTS



Comfortable yet hard wearing cotton rich Oxford Shirts. Highly functional features include easy iron properties and the ability to be washed at 50°C. These versatile shirts are perfect for both formal and casual environments.

WORKWEAR OXFORD

LONG SLEEVE KK351 MEN'S KK361 WOMEN'S

SHORT SLEEVE KK350 MEN'S KK360 WOMEN'S

SIZES:

KK350 & KK351 13.5 - 23" collar

13.5 & 14" available in white and light blue only. All other colours available to order.

KK360 & KK361 6 - 28 6 available in white and light blue only. All other colours available to order.

See page 63 for full size spec and European sizing.

FABRIC:

70% mercerised cotton 30% polyester Oxford

WEIGHT:


135gsm

FEATURES:

KK350 & KK351 - Fused stand up collar. Rounded hem. Button down collar. Chest pocket. Two pleats at back. Spare buttons. KK351 only - Buttoned cuff placket. One button adjustable cuff. KK360 & KK361 - Regular collar. Two darts to front and back. Two button cuff. KK361 only - Two button cuff.

FIT:

KK350 KK351 Classic KK360 KK361 Tailored



* KK350 & KK360 only



KK183 WORKWEAR OXFORD SHORT SLEEVE

SIZES: 14 - 18" collar

FABRIC: 70% cotton 30% polyester oxford

WEIGHT: 135gsm

FIT: Slim



KK184 WORKWEAR OXFORD LONG SLEEVE

SIZES: 14 - 18" collar

FABRIC: 70% cotton 30% polyester oxford

WEIGHT: 135gsm

FIT: Slim



100% COTTON POPLIN

THE ULTIMATE OFFICE SHIRTS

Our 100% cotton shirts are woven from premium mercerised cotton for a smooth, sleek surface.

CITY SHIRT KK386 MEN'S KK388 WOMEN'S

SIZES:
KK386 14.5 - 19.5" collar
KK388 8 - 20
See page 63 for full size spec and European sizing.

FABRIC:
100% mercerised cotton poplin easy iron

WEIGHT:
120/125gsm


FEATURES:
KK386 - button down collar, fused stand up collar, rounded hem, spare button, two button cuff
KK388 - fused stand up collar, princess seaming to front and back, regular collar, rounded hem, spare button, two button cuff

FIT:
Tailored



KK115 NON IRON SHIRT SHORT SLEEVE

SIZES: 14.5 - 18.5" collar
FABRIC: 100% mercerised cotton poplin non iron
WEIGHT: 125gsm
FIT: Classic



KK116 NON IRON SHIRT LONG SLEEVE

SIZES: 14.5 - 18.5" collar
FABRIC: 100% mercerised cotton poplin non iron
WEIGHT: 125gsm
FIT: Classic



COTTON RICH POPLINS

THESE SHIRTS MEAN BUSINESS!

BUSINESS SHIRT

SHORT SLEEVE **KK102 MEN'S** **KK742F WOMEN'S**

SIZES:

KK102 14.5 - 21" collar
 KK742F 6 - 28 6 available in black, white and light blue only.
 All other colours available to order.
 See page 63 for full size spec and European sizing.

FABRIC:

55% mercerised cotton 45% polyester poplin

WEIGHT:

105gsm

FEATURES:

Regular fused stand up collar, rounded hem, spare buttons.
 KK102 - Chest pocket KK742F - Princess seaming to front and back

FIT:

KK102 Classic **KK742F Tailored**



We blend 55% mercerised cotton for cool crisp comfort with 45% polyester to reduce creasing and to add durability. The result is a smooth soft fabric that decorates beautifully and looks professional all day long.



KK104 MEN'S BUSINESS SHIRT LONG SLEEVE

SIZES: 14.5 - 21" collar
FABRIC: 55% mercerised cotton 45% polyester poplin
WEIGHT: 105gsm
FIT: Classic




KK743F WOMEN'S BUSINESS SHIRT LONG SLEEVE

SIZES: 6 - 28
FABRIC: 55% mercerised cotton 45% polyester poplin
WEIGHT: 105gsm
FIT: Tailored




KK131 TAILORED FIT BUSINESS SHIRT

SIZES: 14.5 - 18.5" collar
FABRIC: 55% mercerised cotton 45% polyester poplin
WEIGHT: 105gsm
FIT: Tailored



KK192 SLIM FIT BUSINESS SHIRT

SIZES: 14 - 18" collar
FABRIC: 55% mercerised cotton 45% polyester poplin
WEIGHT: 105gsm
FIT: Slim



KK133 PILOT SHIRT SHORT SLEEVE

SIZES: 14.5 - 19.5" collar
FABRIC: 55% mercerised cotton 45% polyester poplin
WEIGHT: 105gsm
FIT: Tailored



KK134 PILOT SHIRT LONG SLEEVE

SIZES: 14.5 - 19.5" collar
FABRIC: 55% mercerised cotton 45% polyester poplin
WEIGHT: 105gsm
FIT: Tailored

THE 65/35 POPLINS

THE PERFECT ALL ROUND OPTION

Maximum durability, minimum ironing, endless choice. Our polycotton poplin shirts are available in two fabric weights across eleven contemporary styles.

WORKFORCE SHIRT

LONG SLEEVE KK140 MEN'S
SHORT SLEEVE KK100 MEN'S KK728 WOMEN'S


SIZES:
KK100 KK140 - S - 3XL
KK728 - 8 - 28
See page 63 for full size spec and European sizing.

FABRIC:
65% polyester 35% cotton poplin

WEIGHT:
115gsm

FEATURES:
Fused stand up collar, rounded hem, optional chest pocket, spare buttons, one button adjustable cuff (KK140), KK100 KK140 button down collar, Two pleats to back, KK728 regular collar, darts front and back

FIT:
Classic



KK715 WOMEN'S CONTINENTAL BLOUSE

SIZES: 8 - 22
FABRIC: 65% polyester 35% cotton poplin
WEIGHT: 115gsm
FIT: Tailored




KK161 MEN'S MANDARIN COLLAR SHIRT

SIZES: S - 2XL
FABRIC: 65% polyester 35% cotton poplin
WEIGHT: 115gsm
FIT: Tailored



KK261 WOMEN'S MANDARIN COLLAR SHIRT

SIZES: 8 - 18
FABRIC: 65% polyester 35% cotton poplin
WEIGHT: 115gsm
FIT: Tailored



KK727 WOMEN'S MANDARIN COLLAR BLOUSE

SIZES: 8 - 20
FABRIC: 65% polyester 35% cotton poplin
WEIGHT: 115gsm
FIT: Tailored

TAILORED FIT



LONG SLEEVE
KK142 MENS
KK242 WOMENS

POPLIN SHIRT


SHORT SLEEVE KK141 MENS KK241 WOMENS



SIZES: MENS 13.5 - 23" COLLAR WOMENS 6 - 28

FABRIC: 65% POLYESTER 35% COTTON POPLIN

WEIGHT: 105GSM



KK139 TWILL OXFORD SHIRT



SIZES: 14 - 18"

FABRIC: 100% COTTON TWILL

WEIGHT: 130GSM



SLIM FIT

STRETCH OXFORD SHIRT

KK182 MENS

KK782 WOMENS

SIZES:

KK182 13.5 - 18.5" collar

KK782 6 - 20

See page 63 for full size spec and European sizing.

FABRIC:

58% cotton 39% polyester 3% Lycra® oxford

WEIGHT:


143gsm

FEATURES:

KK182 Fused stand up button down collar. Two darts at back. Rounded hem. Back yoke. Two button cuff with buttoned cuff placket. Spare buttons. KK782 Fused stand up collar. Two darts at back. Two bust darts to the front. Rounded hem. Back yoke. Adjustable cuff with buttoned cuff placket. Spare button.

FIT:

KK182 Slim KK782 Tailored





ARUNDEL SWEATER

KK352 MEN'S KK353 WOMEN'S

A popular layer that combines a versatile fine gauge knit with smart durability.

SIZES:
 KK352 - XXS - 3XL
 KK353 - 6 - 20
 See page 63 for full size spec and European sizing.

FABRIC:
 50% cotton 50% acrylic

WEIGHT:
 12 gauge

FEATURES:
 1x1 Rib cuffs and welt, fully fashioned armholes and sleevehead, tubular linked mitred V neck

FIT:
 Regular



*KK352 only



KK354 WOMEN'S V NECK CARDIGAN

SIZES: 6 - 20
FABRIC: 50% cotton 50% acrylic
WEIGHT: 12 gauge
FIT: Regular



KK355 WOMEN'S CREW NECK CARDIGAN

SIZES: 6 - 20
FABRIC: 50% cotton 50% acrylic
WEIGHT: 12 gauge
FIT: Regular



KK253 ARUNDEL CREW NECK SWEATER

SIZES: XS - 3XL
FABRIC: 50% cotton 50% acrylic
WEIGHT: 12 gauge
FIT: Regular



KK902 MICRO FLEECE

SIZES: XS - 3XL
FABRIC: 100% anti pill micro fleece polyester
WEIGHT: 220gsm
FIT: Regular



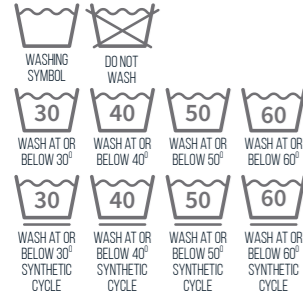
KK954M SOFTSHELL JACKET

SIZES: S - 3XL
FABRIC: 96% polyester 4% spandex
WEIGHT: 320gsm
FIT: Regular

GARMENT CARE

Ever wondered what the little symbols on care labels mean? Here's a helpful guide on all you need to know about taking care of your Kustom Kit garments which can lead to a longer life for your clothes. So how can you make your clothes last longer without being ruined in the laundry? We've created a guide to help you identify the care symbols and understand what they mean including some conscious tips on how you can preserve the look of your garment for even longer whilst reducing the impact on the environment.

WASHING SYMBOL



The washing symbol is generally illustrated as a tub filled with water. If the garment is machine washable, it simply tells you the recommended washing temperature and the correct washing cycle. When you see one line drawn underneath the tub, it means that your garment should be washed on a synthetic cycle which offers a medium agitation wash along with a low-speed spin cycle that's best for your synthetic fibres. It's essential to wash at the correct temperature

as this will protect the fabric and keep your clothes looking newer for longer along with the following tips:

- Close all zips, undo buttons, and flatten out collars and cuffs.
- Check pockets and linings or loose or sharp objects.
- Don't overload the washing machine.
- Turn your garments inside out to avoid abrasion from other garments.

- Check garments regularly for marks or stains and remove as soon as possible (see stain removal section for some helpful advice).

Conscious tip: Even though the labels illustrate the safe washing temperature for your garment, you can wash at a lower temperature to put less stress on the material of your garment as well as helping the environment. Most modern detergents perform just as well on a lower temperature.

BLEACH SYMBOL



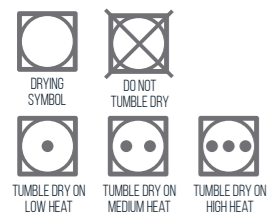
Before attempting to improve your whites, please consult the care label because some garments might not be able to handle bleach agents. The bleach symbol is illustrated by a triangle. If you see an empty triangle then bleach is allowed, when necessary. Diagonal lines refer to the use of non-chlorine bleach

and the crossed out triangle indicates that you shouldn't use bleach at all.

Conscious tip: Chlorine based bleach is great at removing stains, but it's also heavy on the environment. There are friendlier alternatives that can be used to whiten and brighten clothes. Natural solutions such as baking soda,

white vinegar, or even lemons can help remove stains. Always test a removal method on a hidden patch of your garment.

DRYING SYMBOL



The above symbols will help you establish the correct drying method. Essentially, the more dots the higher the permitted temperature. The crossed out drying symbol simply means avoid tumble drying and their damaging effects on certain materials. When tumble drying is not advised see the following recommendations:


- When line drying shirts or jackets, always hang from the tail.

- Reshape whilst damp, by gathering the hem in one hand, holding the shoulders in the other and pulling back into shape.
- When line drying knitted garments, always fold over the line and position pegs at the underarm.
- When line drying trousers or skirts, always hang from the waist.
- Do not leave clothes exposed to the sun after they have dried.

- Avoid drying garments on radiators or in intense heat as this could distort the shape.
- Drying garments by hanging on coat hangers minimises creasing and speeds up the drying time.

Conscious tip: Tumble dryers require a lot of energy, cause stress on the fibres and can distort the shape of your garment. Air drying is much more sustainable and will prolong your wardrobe.

IRON SYMBOL




Irreparable damage can easily happen if the recommended heat setting is not adhered to, especially for delicate fabrics. The ironing symbol is illustrated as an iron with dots which indicates the temperature setting. Again the more dots the higher the temperature.

- Do not iron directly onto a printed garment, always iron on the reverse.
- When ironing dark garments avoid 'iron shine' by either pressing on the inside of the fabric or through a damp cloth.

Conscious tip: As ironing can cause stress to your garments, a good alternative is to simply hang your clothes in the bathroom while you're having a hot shower as the steam should smooth out the wrinkles. Hanging your garments to air dry will also minimise and reduce creases and wrinkles.

DRY CLEAN SYMBOLS



A circle indicates if your garment is suitable for dry cleaning, while the letters instruct on the required solvent to use.

Conscious tip: Dry cleaning is a highly chemical intense process. A simple alternative is to hand wash delicate fabrics using mild soap and lukewarm water.

COMMON WASH PROBLEMS

Shrinkage:

The major contributing factors to shrinkage are heat and excessive agitation. Therefore, do not wash at too high temperatures. Always wash on the most appropriate cycle and follow the care instructions.

Pilling & Bobbling:

Abrasion and lack of regular washing cause fibre balls to appear on the surface of the fabric. Remove carefully by brushing or picking off.

Fading in the Sunlight:

Sunlight can be very harmful to fabrics and the effects are irreversible. Reduce exposure to direct sunlight wherever possible.

Colour Staining:

Always wash similar colours together. Never leave damp garments together for any length of time

STAIN REMOVAL

Most stains can be rectified by fast action, basic household items and these helpful tips.

White Wine: Rinse the stain in warm water then soak in a warm detergent solution.

Red Wine: First soak the stained area immediately in white wine or soda water to remove the colour, then launder as per the care label.

Beer & Spirits: Firstly, rinse or soak the stain in lukewarm water and then launder in heavy duty detergent as per the care label.

Coffee & Tea: Soak up liquid with an absorbent cloth and sponge with warm water. Rinse with cold water and wash as per the care label.

Food: Soak the stain in cold water and salt or in warm soapy water and then wash immediately as per the care label.

Fat, Grease & Oils: Remove as much of the deposit as possible and work in neat washing up liquid with fingers. Treat with warm water and then wash immediately as per the care label.

Ball Point Pen: Apply methylated spirit or glycerine sparingly and mop up any loose colour. Rub any remaining stain with detergent and wash as per the care label.

Make-up: Do not rub the stain. Pat with talcum powder to soak up any grease and then work in neat washing up liquid with fingers before washing.

Extra tips and advice

- Most stains can be removed by soaking in cold water, but as with all stains, prompt attention is important.
- Do not use hot water to rinse the stain as this may cause it to set.
- Place the stain over an absorbent cloth or wad of kitchen paper. To avoid the dreaded ring, first target the area around the stain and then work towards the centre.
- Always test the removal method on a hidden part of the garment first to ensure that it does not harm the fabric.

MEASURING GUIDE

MEN'S UK

To fit	XXS	XS	-	S	-	M	-	L	-	XL	-	2XL	-	3XL	4XL	5XL	6XL	7XL
Collar inches	13.5	-	14	14.5	15	15.5	16	16.5	17	17.5	18	18.5	19	19.5	20	21	22	23
Collar cms	34-35	-	36	37	38	39-40	41	42	43	44	45-46	47	48	49-50	51	53-54	56	58-59
Chest inches	28-30	32-34	35	36-38	39	40	41	42	43	44	45	46-48	49	50-52	54-56	58-60	62-64	66-68

SHORTS & PANTS

	XXS	XS	-	S	-	M	-	L	-	XL	-	2XL	-	3XL	4XL	5XL	6XL	7XL
Waist inches	23-25	26-28	-	29-31	-	32-34	-	35-36	-	37-38	-	39-40	-	-	-	-	-	-
Waist cms	58-63	66-71	-	74-79	-	81-86	-	89-91	-	94-96	-	99-101	-	-	-	-	-	-

MEN'S EUROPEAN

To fit	XXS	XS	-	S	-	M	-	L	-	XL	-	2XL	-	3XL	4XL	5XL	6XL	7XL
Collar inches	-	-	14	14.5	15	15.5	16	16.5	17	17.5	18	18.5	19	19.5	20	21	22	23
Collar cms	-	-	36	37	38	39-40	41	42	43	44	45-46	47	48	49-50	51	53-54	56	58-59
Chest inches	28-30	32-34	35	36-38	39	40	41	42	43	44	45	46-48	49	50-52	54-56	58-60	62-64	66-68
Chest cms	71-76	81-86	89	92-97	99	102	104	107	109	112	114	117-122	124	127-132	137-142	147-152	157-162	168-173
European	38-40	42-44	-	46-48	49	50	51	52	53	54	55	56-58	59	60-62	64-66	68-70	72-74	76-78
Waist inches	23-25	26-28	-	29-31	-	32-34	-	35-36	-	37-38	-	39-40	-	-	-	-	-	-
Waist cms	58-63	66-71	-	74-79	-	81-86	-	89-91	-	94-96	-	99-101	-	-	-	-	-	-

Collar - Measure around the base of the neck whilst keeping one finger between the tape and the neck.

Chest - Measure around the fullest part of your chest keeping the tape under the upper arms and around the shoulder blades.

WOMEN'S UK

To fit	6	8	10	12	14	16	18	20	22	24	26	28
UK	XXS	XS	S	M	L	XL	2XL	3XL	4XL	5XL	6XL	7XL
Bust inches	28	30	32	34	36	38	40	42	44	46	48	50
Bust cms	71	76	81	86	91	96	102	107	112	117	122	127
Waist inches	21	23	25	27	29	31	33	-	-	-	-	-
Waist cms	54	59	64	69	74	79	84	-	-	-	-	-

WOMEN'S EUROPEAN

To fit	XXS	XS	S	M	L	XL	2XL	3XL	4XL	5XL	6XL	7XL
Europe	32	34	36	38	40	42	44	46	48	50	52	54
France/Spain	34	36	38	40	42	44	46	48	50	52	54	56
Italy	38	40	42	44	46	48	50	52	54	56	58	60
Bust inches	28	30	32	34	36	38	40	42	44	46	48	50
Bust cms	71	76	81	86	91	96	102	107	112	117	122	127

PRODUCT SPECIFICATION SHEETS

Due to the variety of different fits across the Kustom Kit range, we encourage our customers to examine individual product specification sheets in order to establish precise measurements for each garment. These sheets are available to download from the respective product pages at www.kustomkit.com and provide a comprehensive overview of measurements including actual chest, length and sleeve length along with a product description, ethical accreditation and care instructions.



HOW WE MEASURE UP

PROVIDING UNIFORMITY WHILST CATERING FOR THE INDIVIDUAL

We understand that everybody is different, which is why we provide such a diverse range of fits and sizes across our collections to ensure that the whole team look and feel great. Here's our guide explaining the various fits we offer to help you select your perfect Kustom Kit garment.

GENERAL FIT INFORMATION

Our non-shirting styles comprise of the following cross-section of fits as denoted on the individual product pages...



CLASSIC FIT

A traditional forgiving silhouette allowing ease of movement.



REGULAR FIT

True to size. A neater more contemporary fit without being restrictive.



SLIM FIT

Close fitting throughout the body and sleeve.



FASHION FIT

Body skimming fashion led styling.

SHIRT FIT INFORMATION

Our corporate shirt collection is one of the most diverse in the market. We've created a range that empowers teams to feel smart in any business environment whilst catering for individual preferences. In order to achieve this we've continually developed our choice of fits to provide enhanced wearer satisfaction. The following guide will help you understand the design of each fit in order to help you find your ideal shirt.

WHAT'S MY SIZE?

To decide on the best fit for you, it's important to know your measurements. Firstly measure your chest around the fullest part and refer to our measuring guide. Next measure your collar, around the base of your neck whilst keeping your index finger between the tape and your neck, again refer to the measuring guide. The measuring guide is in actual body measurements not garment measurements, so if your chest measures 43"/109cms and your collar measures 17"/43cms we recommend that you take a 17" collar Kustom Kit shirt.

WHAT IF I'M IN-BETWEEN SIZES?

This will depend on how you like to wear your shirts. Classic shirts are cut more generously so will be more forgiving if you size down. Slim fit shirts however are neatly cut so we would recommend sizing up if you are between sizes.

MY COLLAR SIZE IS DIFFERENT TO MY CHEST SIZE

If you intend to wear a tie we recommend buying to your collar size measurement to ensure a neat and comfortable fit. Choose a classic fit if you use your collar size and a slim fit if you use your chest size. If you intend to wear the top button open then you should fit your shirt to your chest rather than your collar measurement.

STILL UNSURE?

Kustom Kit can provide size charts for all garments upon request and our Customer Services team will be happy to answer any queries that you may have.

WHAT'S MY FIT?

We offer three different shirt fits



A traditional silhouette featuring straight side seams and a more generous fit across the chest, waist and sleeves. Cut with a long shirt tail that stays tucked in and wide armholes for ease of movement. Our classic shirts will have either side pleats or a central pleat to the back yoke for a non restrictive and comfortable fit. As a guide based on a 17" collar shirt the actual chest measurement will be 16cms larger than your actual chest and 32cms larger than your actual waist. Sounds a lot? Not really when you consider these measurements in a three dimensional context.

CLASSIC FIT



Our tailored fit shirts are just that! Tailored throughout the body and sleeve for a closer fit that is both smart and contemporary. We taper the waist to ensure a clean silhouette while retaining an unrestricting garment shape. As a guide based on a 17" collar shirt the garment chest measurement will be 12cms larger than your actual chest and 22cms larger than your actual waist.

TAILORED FIT



Our closest fitting shirt is tailored through the body and sleeve. For a sleek appearance we taper the waist and add darts to the back. We keep the cut narrow at the shoulder and lift the armhole to enhance the modern slim silhouette. The result is a surprisingly flattering wearable garment that suits all. As a guide based on a 17" collar shirt the garment chest measurement will be 12cms larger than your actual chest and 14cms larger than your actual waist.

SLIM FIT



Stretch Fit: Our slim-stretch shirts combine an ultra-sleek fit with a touch of elasticity to enable full range of movement whilst retaining the unmistakable feel of a Kustom Kit shirt.

GARMENT ACCREDITATIONS

A quick and easy guide to the accreditations awarded to each Kustom Kit style

KK100	•				•			•
KK102	•	•	•		•			•
KK104	•	•	•		•			•
KK105	•	•	•		•			•
KK109	•	•	•		•			•
KK115	•	•	•		•			•
KK116	•	•	•		•			•
KK118	•	•	•		•			•
KK131	•	•	•		•			•
KK133	•	•	•		•			•
KK134	•	•	•		•			•
KK139	•	•	•		•			•
KK140	•				•			•
KK141	•	•	•		•			•
KK142	•	•	•		•			•
KK143	•	•	•	•	•	•		•
KK161	•				•			•
KK182	•	•	•		•			•
KK183	•	•	•		•			•
KK184	•	•	•		•			•
KK187	•	•	•		•			•
KK188	•	•	•		•			•
KK190	•	•	•		•			•
KK192	•	•	•		•			•
KK241	•	•	•		•			•
KK242	•	•	•		•			•
KK253	•				•	•		•
KK261	•				•			•
KK302	•	•	•	•	•	•		•
KK303	•	•	•	•	•	•		•
KK332	•				•	•		•
KK333	•				•			•
KK334	•				•			•
KK335	•				•			•
KK336	•				•			•
KK350	•	•	•		•			•
KK351	•	•	•		•			•
KK352	•				•	•		•
KK353	•				•	•		•
KK354	•				•	•		•
KK355	•				•	•		•
KK360	•	•	•		•			•
KK361	•	•	•		•			•
KK386	•				•			•
KK388	•				•			•
KK400	•	•	•	•	•	•		•
KK403	•	•	•	•	•	•		•
KK406	•	•	•	•	•	•		•
KK407	•	•	•	•	•	•		•
KK408	•	•	•	•	•	•		•
KK409	•	•	•	•	•	•		•
KK412	•	•	•	•	•	•		•
KK413	•	•	•	•	•	•		•
KK422	•	•	•	•	•	•		•
KK430	•	•	•	•	•	•		•
KK444	•	•	•	•	•	•		•
KK455	•	•	•	•	•	•		•
KK460	•				•			•
KK475	•	•	•	•	•	•		•
KK500	•	•	•	•	•	•		•
KK504	•	•	•	•	•	•		•
KK507	•	•	•	•	•	•		•
KK508	•	•	•	•	•	•		•
KK510	•	•	•	•	•	•		•
KK519	•	•	•	•	•	•		•
KK530	•	•	•	•	•	•		•
KK555	•	•	•	•	•	•		•
KK606	•	•	•	•	•	•		•
KK615	•	•	•	•	•	•		•
KK701	•	•	•		•			•
KK702	•	•	•		•			•
KK703	•	•	•	•	•	•		•
KK706	•	•	•	•	•	•		•
KK715	•				•			•
KK722	•	•	•	•	•	•		•
KK727	•				•			•
KK728	•				•			•
KK730	•	•	•	•	•	•		•
KK732	•	•	•	•	•	•		•
KK742F	•	•	•		•			•
KK743F	•	•	•		•			•
KK755	•	•	•	•	•	•		•
KK770	•	•	•	•	•	•		•
KK782	•	•	•		•			•
KK785	•	•	•	•	•	•		•
KK902	•				•	•	•	•
KK922	•	•	•	•	•	•		•
KK933	•	•	•	•	•	•		•
KK943	•				•			•
KK954M	•			•	•	•	•	•
KK971	•				•			•
KK979	•				•			•
KK980	•				•			•
KK986	•				•			•
KK987	•				•			•
KK991	•				•			•

The operations of the 2013 Accord agreement was transferred to the RMG Sustainability Council (RSC) in 2020. As such, certification is in a transition period, and we have a combination of both Accord and RSC certification. These are considered one and the same.

kustomkit.com

